



ELA Virtual Learning

**Kindergarten**

**Phonics and Fluency**

April 6, 2020



Kindergarten ELA  
Lesson: April 6, 2020

**Learning Target:**

Students will use tricky words and letter sounds to be a rockstar reader!

## Background:

- Students should have a basic understanding of letters and letter sounds.
- Students should be fluent on *most* kindergarten tricky words.

## Let's Get Started:


Watch Videos to Review:

- [Daily Sound Practice](#)
- [Tricky Word Practice](#) (with narration)
- [Tricky Word Practice](#) (fast, without narration)

When you read a sentence, look for **tricky words** you already know!

He is over there.


Click here to  
open video.



Sometimes there are words you don't already know! Use your letter sounds to be a rockstar reader!


The frog is green and brown.

Click here to open video.




MORE Practice on your own:

I am sad.



Click here to  
open video.



# Practice:

Complete this page in your packet.

## Tic-Tac-Tricky Words

<p>Do you <u>have</u> a <u>black</u> pen?</p>	<p>He <u>is</u> <u>so</u> <u>old</u>.</p>	<p>I <u>only</u> <u>like</u> <u>pink</u>.</p>
<p>The <u>red</u> car <u>is</u> <u>here</u>.</p>	<p>My dog <u>is</u> <u>black</u> and <u>brown</u>.</p>	<p><u>Come</u> <u>to</u> <u>the</u> park.</p>
<p>Me and <u>my</u> cat <u>like</u> <u>to</u> run.</p>	<p>They <u>said</u> <u>come</u> <u>here</u>.</p>	<p>Do you <u>like</u> <u>to</u> skip?</p>

**Directions:** Before you can mark the square with an X or O, you need to read the sentence. The underlined words are kindergarten tricky words.

Click here to open worksheet.



## Self Check:

Go tell someone in your home your answers.



1. Was this lesson?

- easy,
- just right
- hard

2. Grab a book and look for these tricky words: you the do and some